



WHERE YOUR JOURNEY STARTS



WATCH VIDEOS



VIRTUAL TOURS



PRESS REVIEWS



OVERVIEW

BARON RANGE

FEATURES

WEIGHTS & DIMENSIONS

BARON GALLERY


CONSTRUCTION

ABOUT ELNAGH

CALDER CAMPERS



01. OVERVIEW



Elnagh motorhomes exude style, elegance and functional specification that you'd expect from an Italian manufacturer.

The Elnagh Baron series is renowned for its comprehensive standard specification, which includes a fully equipped kitchen complete with hob, grill, and oven, Truma gas/electric heating systems and the habitation door on the UK side.

Designed for year-round comfort, all Baron models are winterised for all-season use and feature thermal cab blinds, as well as blinds and flyscreens on all windows and the door.

With NCC approval and competitive prices, this range really is a must viewing for new and existing buyers.



WATCH VIDEOS



VIRTUAL TOURS



PRESS REVIEWS



OVERVIEW

BARON RANGE

FEATURES

WEIGHTS & DIMENSIONS

BARON GALLERY

CONSTRUCTION

ABOUT ELNAGH

CALDER CAMPERS



02. BARON RANGE



The new Peugeot engine delivers a powerful, comfortable, and safe driving experience, ensuring you can enjoy every journey. For added convenience, an optional Peugeot automatic gearbox is available as a cost option, making your travels even smoother.



Elnagh Baron motorhomes come with a standard MTPLM of 3500kg, making them easy to drive for anyone with a full UK driving licence, regardless of age. If you need a bit more capacity, there's an option to upgrade to 3650kg for an increased payload, providing you with even more flexibility.



Elnagh motorhomes are indeed designed with durability in mind. They utilise high-performance materials and advanced construction techniques to ensure longevity and reliability.



WATCH VIDEOS



VIRTUAL TOURS



PRESS REVIEWS

BARON 530

4 BELTS

4 BERTHS



ISOFIX



OVERALL LENGTH
OVERALL WIDTH (MIRRORS FOLDED)
OVERALL HEIGHT (EXC TV AERIAL)
MTPLM
MAX USER PAYLOAD

	6590mm 21'7"
	2350mm 7'7"
	2850mm 9'4"
3500kg	3650kg
Manual 590kg	Manual 740kg
Auto 542kg	Auto 692kg

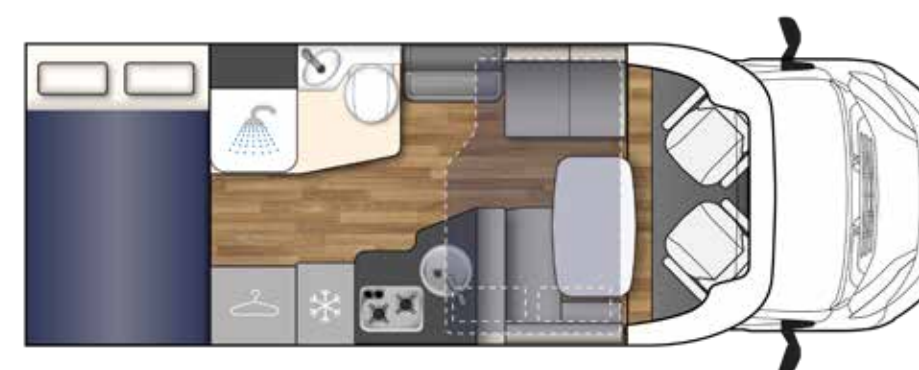
BARON 560

4 BELTS

4 BERTHS



ISOFIX



OVERALL LENGTH
OVERALL WIDTH (MIRRORS FOLDED)
OVERALL HEIGHT (EXC TV AERIAL)
MTPLM
MAX USER PAYLOAD

	6990mm 22'11"
	2350mm 7'7"
	2850mm 9'4"
3500kg	3650kg
Manual 590kg	Manual 740kg
Auto 542kg	Auto 692kg

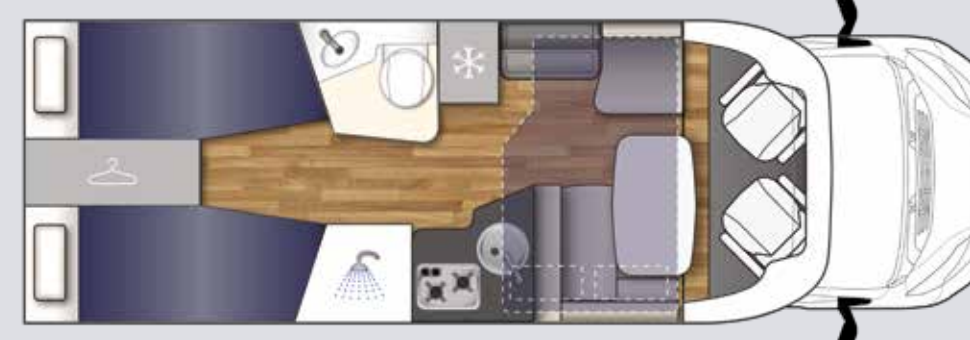
BARON 573

4 BELTS

4 BERTHS



ISOFIX



OVERALL LENGTH
OVERALL WIDTH (MIRRORS FOLDED)
OVERALL HEIGHT (EXC TV AERIAL)
MTPLM
MAX USER PAYLOAD

	7410mm 24'3"
	2350mm 7'7"
	2850mm 9'4"
3500kg	3650kg
Manual 550kg	Manual 700kg
Auto 502kg	Auto 652kg

BARON 579

4 BELTS

4 BERTHS



ISOFIX



OVERALL LENGTH
OVERALL WIDTH (MIRRORS FOLDED)
OVERALL HEIGHT (EXC TV AERIAL)
MTPLM
MAX USER PAYLOAD

	7410mm 24'3"
	2350mm 7'7"
	2850mm 9'4"
3500kg	3650kg
Manual 560kg	Manual 710kg
Auto 512kg	Auto 662kg

03. BARON FEATURES



PEUGEOT BOXER 140BHP EURO 6D ENGINE WITH OPTIONAL AUTOMATIC
The new Peugeot engine provides a powerful, comfortable and safe driving experience with an optional automatic gearbox available as a cost option.



CAB SWIVEL SEATS WITH ARMREST
With the ability to swivel, these seats help create a more open and inviting interior, making the motorhome feel larger and more accommodating.



DOUBLE GLAZED SEITZ WINDOWS WITH BLINDS AND FLYSCREENS
Soaring heat, glaring sun, bothersome insects or prying eyes - keep out everything that could spoil your day with the Baron fitted blinds and flyscreens.



EASY ACCESS GARAGE STORAGE WITH LIGHTING, HEATING AND 230V SOCKET
Easy access to stored items means you can quickly grab what you need for outdoor activities or trips, making your travel experience smoother.




NCC APPROVED WITH FULL UK SPECIFICATION
Your Baron motorhome has been rigorously tested to meet all NCC approval standards to be certified safe for you and your family as well as being legal for use on UK roads.



SPACE-SAVING DROP DOWN BED OPTIONS
Elnagh have expertly designed the Baron range to include a number of versatile and space saving bed options. Both comfortable and spacious, there are many bed configurations to choose from.



CAB AIR-CONDITIONING, CRUISE CONTROL WITH SPEED LIMITER, ABS, ESP TRACTION CONTROL AND HILL DESCENT
Drive with the ultimate comfort thanks to the inclusion of the latest driver assistance technology.



REAR ISOFIX TRAVEL SEATS
Rear travel seats come with Isofix fittings for peace of mind travel for children.



OVEN, GRILL AND 2 BURNER HOB WITH GLASS COVER
Having a full cooking setup helps create a home-like atmosphere, making it easier to enjoy home-cooked meals even while on the road.



TRUMA COMBI 6E HEATING SYSTEM WITH AIR VENTILATION
The especially lightweight, compact heater ensures pleasant temperatures.



GRADE III FULLY INSULATED NCC EN1645-1
Enjoy the perfect climate 365 days a year. All Baron motorhomes have achieved Grade III classification for heating and thermal protection.



VIN CHIP® SECURITY
VIN CHIP® is proud to be part of the official police security initiative Secured by Design, making it a Police Preferred Specification accredited product.

04. BARON FEATURES

CHASSIS



- Peugeot Boxer 140bhp Euro 6D manual 6 speed Engine
- Optional 140bhp fully automatic 8 speed engine
- 90 litre fuel tank
- 3500kg chassis as standard with optional 3650kg offering an increased payload

DRIVER COMFORT & SAFETY



- NCC approval & full UK specification
- ESP, ABS with Traction+ and Hill descent
- 15" Steel Wheels with Fix & Go kit
- Isofix fitting on rear forward facing seats
- Daytime running lights
- Cruise control & speed limiter
- Cab air conditioning
- Engine Immobiliser
- Single key central locking for cabin body
- Driver and passenger airbags
- Electric cab door windows & adjustable wing mirrors
- 12v socket & USB/C points
- Driver and passenger swivel seats with armrest
- Power assisted steering
- Tyre Pressure Monitoring System

BODY CONSTRUCTION



- Stylish exterior and graphics with white cab
- Habitation door on UK side with window, flyscreen and bin offering remote single key locking
- Full GRP body including roof and rear panel
- Large opening 'skydome' window with blind and flyscreen
- Sunroof over kitchen and rear bed
- 33mm roof with an anti-hail structure and water downflow
- Large external garage up to 1250mm in height with lighting, heating & 230v socket
- Garage with lowered doors either side for easy access & up to 300kg load capacity
- Fibreglass underbody to maximise resistance against water and atmospheric agents
- Awning light
- VIN Chip security
- LED light over entrance door

LIVING AREA



- Macaron interior fabrics, furniture and styling
- King size central bed with a width of 1500mm (579)
- Front electric drop-down bed (model specific)
- Beds with orthopaedic staves on rear beds (model specific)
- Two locking points on habitation door
- Pleated privacy separation curtain for rear bedroom area (573 & 579)
- Double glazed Seitz windows with blinds and flyscreens
- Cab seat covers
- Step storage areas (model specific)
- Cab swivel seats with armrest
- LED habitation lights
- White gloss front table
- Large wardrobes with hanging rail
- Flex space on rear bed (only 560 and 579)

WASHROOM



- Separate shower and toilet compartment (579 only)
- Combined shower and toilet compartment (530 and 560 only)
- Vanity cupboard and mirrors
- Electric flush toilet
- Storage cupboard
- LED lighting
- Seitz window
- Toothbrush holder
- Clothing hanging rail

KITCHEN



- Oven, grill and 2 burner hob with glass cover
- Three-way 137 litre refrigerator with freezer compartment & bottle drawer
- Transparent rooflight above kitchen
- Storage cupboards
- Re moveable rack under the kitchen
- Wall mounted spice rack
- Large drawers and cutlery drawer

ELECTRICS, GAS & PLUMBING



- Truma CP Plus with LCD control panel
- Combi 6E Heating system with air ventilation
- 100 Litre fresh water tank
- 100 Litre waste tank
- Leisure battery
- USB sockets
- 230v sockets
- LED lighting throughout
- Smoke and carbon monoxide alarms
- Large wardrobes with hanging rail
- Winter pack upgrade including thermal cab blinds
- Grade 3 Insulation for all year round touring comfort & warmth



WATCH VIDEOS



VIRTUAL TOURS



PRESS REVIEWS

05. WEIGHTS & DIMENSIONS

MODEL	BARON 530				BARON 560				BARON 573				BARON 579			
ENGINE	140BHP MANUAL		140BHP AUTOMATIC		140BHP MANUAL		140BHP AUTOMATIC		140BHP MANUAL		140BHP AUTOMATIC		140BHP MANUAL		140BHP AUTOMATIC	
BERTHS (SLEEPING POSITIONS)	4				4				4				4			
DESIGNATED PASSENGER SEATS (INC DRIVER)	4				4				4				4			
OVERALL LENGTH	6590MM / 21'7"				6990MM / 22'11"				7410MM / 24'3"				7410MM / 24'3"			
OVERALL WIDTH (MIRRORS FOLDED)	2350MM / 7'7"				2350MM / 7'7"				2350MM / 7'7"				2350MM / 7'7"			
OVERALL WIDTH (MIRRORS EXTENDED)	2770MM / 9'0"				2770MM / 9'0"				2770MM / 9'0"				2770MM / 9'0"			
OVERALL HEIGHT (EXC TV AERIAL)	2850MM / 9'4"				2850MM / 9'4"				2850MM / 9'4"				2850MM / 9'4"			
INTERNAL HEIGHT (MAX)	2080MM / 6'8"				2080MM / 6'8"				2080MM / 6'8"				2080MM / 6'8"			
MAXIMUM PERMISSIBLE LADEN MASS (A)	3500KG	3650KG	3500KG	3650KG	3500KG	3650KG	3500KG	3650KG	3500KG	3650KG	3500KG	3650KG	3500KG	3650KG	3500KG	3650KG
MASS IN RUNNING ORDER (B)	2910KG		2958KG		2910KG		2958KG		2950KG		2998KG		2940KG		2892KG	
MAXIMUM USER PAYLOAD (C) (A-B)	590KG	740KG	542KG	692KG	590KG	740KG	542KG	692KG	550KG	700KG	502KG	652KG	560KG	710KG	512KG	662KG
MAXIMUM TRAILER WEIGHT	2000KG				2000KG				2000KG				2000KG			
GROSS TRAIN WEIGHT	5500KG	5650KG	5500KG	5650KG	5500KG	5650KG	5500KG	5650KG	5500KG	5650KG	5500KG	5650KG	5500KG	5650KG	5500KG	5650KG
BED SIZES																
DROP DOWN BED	1900MM X 810MM 6'3" X 2'7.9"				1230MM X 1030MM X 1900MM 4'0" X 3'3" X 6'2"				1230MM X 1030MM X 1900MM 4'0" X 3'3" X 6'2"				1230MM X 1030MM X 1900MM 4'0" X 3'3" X 6'2"			
REAR DOUBLE	1300MM X 1100MM X 1900MM 4'2" X 3'6" X 6'2"				1300MM X 2070MM 4'2" X 6'7"				-				1500MM X 1900MM 4'9" X 6'2"			
REAR SINGLES	-				-				2 X 800MM X 2000MM 2'6" X 6'5"				-			
REAR GARAGE DIMENSIONS																
REAR GARAGE APERTURE DIMENSIONS#	80(59)CM X 50CM 70(49)CM X 50CM				115CM X 95CM				115CM X 95CM				115CM X 95CM			
REAR GARAGE MAX LOAD LIMIT	225KG				225KG				225KG				225KG			

Data & accuracy: The contents of this publication are as accurate as possible at the time of going to press, but this information should not be regarded as an infallible guide to current specifications, nor does it constitute an offer for the sale of any particular vehicle. Details of performance, dimensions and weights are subject to minor deviations within manufacturer tolerance limits (max +/- 5%). The Mass In Running Order (MIRO) - Weight of the Motorhome equipped to the manufacturer's standard specification including essential habitational equipment. The MIRO is the mass of the unladen vehicle, including an allowance for the driver (assumed 75 kg) and a 90% full fuel tank. The MIRO is calculated with the fresh water tank empty. If you travel with water in the freshwater tank then the User Payload will reduce accordingly. Maximum User Payload includes Personal Effects Payload, conventional load and the Optional Equipment Payload. Please ensure that you've allowed for the masses of all items you intend to carry in the Motorhome. All data is calculated using metric weights and measurements. The imperial figures quoted are conversions thereof and have been rounded to the nearest inch. All dimensions have a tolerance of +/- 25mm. Your Motorhome weights have been calculated with all water tanks empty and we recommend you travel with all water tanks empty. Heights are measured on an unladen vehicle excluding any roof aerial. The maximum weight capacity for an electric drop down bed is 250kg, fixed rear beds have a limit of 250kg, overcab beds are 250kg and bunkbeds 100kg. # Garage dimensions quoted are "aperture" height and width and interior garage dimensions may vary.



OVERVIEW

BARON RANGE

FEATURES

WEIGHTS & DIMENSIONS

BARON GALLERY


CONSTRUCTION

ABOUT ELNAGH

CALDER CAMPERS



06. GALLERY



BARON 530 DINING



BARON 530 SHOWER



BARON 579 KITCHEN



BARON 560 WARDROBE



BARON 573 REAR TO FRONT



BARON 573 KITCHEN



BARON SWIVEL SEATS



BARON 573 DROP DOWN BED

07. GALLERY



BARON 530 FRIDGE



BARON 530 REAR LOUNGE



BARON REAR TRAVEL SEATS



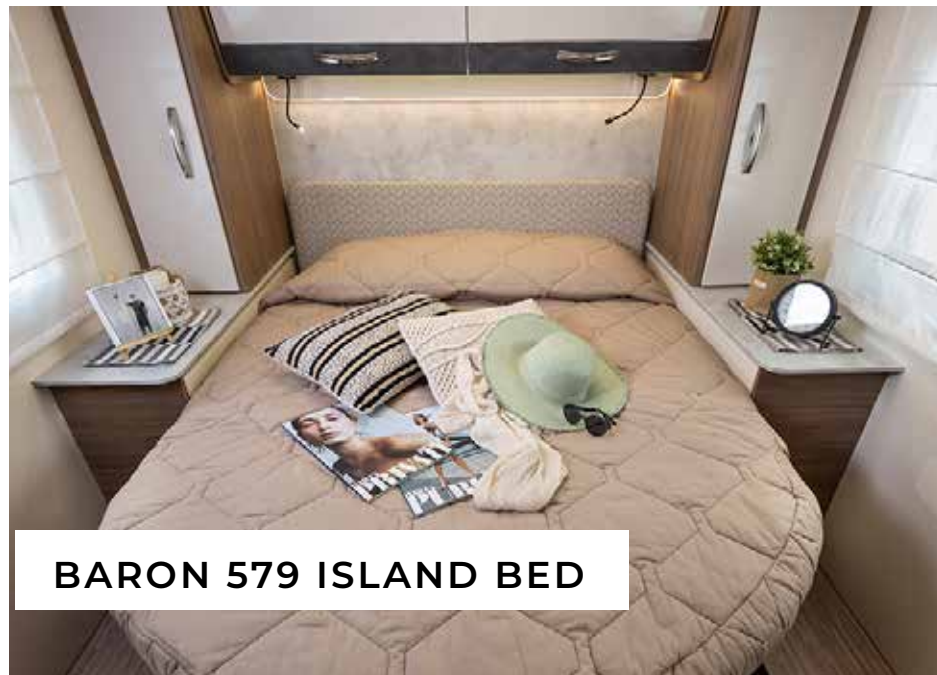
BARON 579 FRONT LOUNGE



BARON OVEN



BARON 530 DROP DOWN BED




BARON 579 ISLAND BED



BARON 579 FRONT TO REAR


08. ELNAGH CONSTRUCTION

Elnagh motorhomes are known for their innovative construction technologies, which enhance durability, comfort, and performance.



Construction Technology, made to last

The use of new materials with high insulating performance, such as Bi-composite resins help decrease the overall weight of the motorhome, contributing to better fuel efficiency and easier handling on the road. The advanced materials are less susceptible to environmental wear and tear, extending the lifespan of the vehicle.



Enhanced Insulation Performance

Bi-composite resins provide excellent thermal insulation, ensuring a comfortable interior climate regardless of external weather conditions. Improved insulation contributes to reduced energy consumption for heating and cooling, making Elnagh motorhomes more eco-friendly.



Grade III Fully Insulated NCC EN1645-1

Grade III classification for heating and thermal protection means Elnagh motorhomes are built to withstand various weather conditions, ensuring comfort all year round. Whether you're exploring the great outdoors or parked in a cozy spot, you can enjoy a pleasant climate inside 365 days a year.



Peugeot Boxer 6D Engine

Known for their robust design, Peugeot engines are built to withstand the rigors of daily use, ensuring longevity and reliability.

WARRANTY



When you choose an Elnagh motorhome you have the reassurance of knowing your vehicle has been designed and constructed to give you years of enjoyable, worry free touring.

5 YEARS WATER INGRESS GUARANTEE

Elnagh are confident in their construction process and every motorhome comes with a 5-year water ingress guarantee. This guarantee covers the damages that are due to an abnormal modification of the original bodyshell waterproofing.

2 YEARS HABITATION GUARANTEE

The guarantee covers the labour and parts supplied to replace or repair those found to be faulty completely free of charge for a period of 24 months from the date of registration of the vehicle.

2 YEARS PEUGEOT CHASSIS WARRANTY

This warranty reflects Peugeot's confidence in the durability and reliability of their chassis, providing peace of mind for owners. With 1 Year Peugeot Camper Assist from the date of registration

For full warranty details please ask for details.



OVERVIEW

BARON
RANGE

FEATURES

WEIGHTS &
DIMENSIONS

BARON
GALLERY

CONSTRUCTION

ABOUT
ELNAGH

CALDER
CAMPERS





Elnagh motorhomes cater to a diverse audience, from weekend adventurers to full-time travelers, with a strong emphasis on quality, comfort, and innovative design. Elnagh are known for their dedication to quality craftsmanship and innovative production techniques.

Elnagh motorhomes, part of the Trigano Group, are crafted in Italy in the Emilia-Romagna region, an area renowned for its automotive and manufacturing heritage. Elnagh's factory embodies the brand's commitment to quality, innovation, and craftsmanship, producing motorhomes that are well-regarded for their design and performance. The combination of skilled labor, modern production techniques, and a focus on sustainability makes Elnagh a notable player in the motorhome industry.

This exclusive range of well-equipped motorhomes all feature NCC Approval and adhere to full UK specifications.



YOUR LOCAL ELNAGH BARON DEALER

As a family business established over 50 years we supply our customers with the best quality new and used campervans in Scotland.

Based in the Central Belt midway between Glasgow and Edinburgh and within easy reach of the Borders and Fife we are perfectly placed to show the biggest selection of converted campervans available in Scotland and advise on what best suits our clients' needs and budget.

Calder Campers are so confident of the quality of our campervans we are the only company to offer a minimum of a 3 year mechanical warranty to our camper customers as well as a 3 year conversion warranty. We also offer 5 years mechanical and full warranty on all new Volkswagens.

From the moment you order your new camper through to delivery and beyond, we are dedicated to making your purchase and maintenance experience as hassle-free as possible.

CALDER CAMPERS

Camps Industrial Estate |
East Calder | Livingston |
Scotland |
EH27 8DF

T: 01506 880 411



www.caldercampers.co.uk

